


Pro-Tatch 3 Point Hydraulic Wire Winder with High Tensile Reel

call 1-877-407-8645 with questions



Always have the pressure plate and shaft spacer in place before operation of wire winder.



This reel accepts new rolls of wire that have 20" I.D. centers.

This reel can also be used like a Spinning Jenny to unroll new rolls of wire or rolls that have been previously rolled up on this reel



Cat 1
w/drawbar pin facing in


The Pro-Tatch hydraulic wire winder is made in the U.S.A. with all steel construction and designed to be used for barbed or smooth wire. This winder is shown with the high tensile reel. Our winders have also been used to roll cable & hose in other applications. If you have both the Cat1 (7/8") and Cat2 (1-1/8") pins as shown in the photos, it is very easy to convert the Winder from Cat1 to Cat2 mount and back again.



Cat 2
w/drawbar pin facing out

This winder comes standard with a hand spun all steel split reel. It is designed to roll and unroll high tensile wire. 4" or 8" solid reels are also available for all Pro-Tatch winders. The guide arm allows the operator to stand to the side of the unit and safely guide the wire onto the reel. We use a replaceable moly impregnated polyethylene bushing on the drive shaft to prevent wear. Reels and operations are the same for the Pro-Tatch Universal, Magnum and Haybed Hydraulic Wire Winder. Call with questions: 1-877-407-8645.

The high tensile split reel features 4 wire holes around the rim. Insert the ends of your tie wire into the holes and shape it to the angle of the cone. When full, pull out and tie across top of spool.



We use #9 wire for demonstration purposes. Pro-Tatch recommends using smooth electric fence wire to wrap your wire bundle after rolling as it's much easier to work with than #9 wire.

Note: Any reel we manufacture will work on this high tensile wire winder. Includes yellow split reel. 8 in. solid, 4 in. solid and mini reel.



Pro-Tatch
Universal Winder



Pro-Tatch
Bale-bed Winder




Pro-Tatch
Magnum Winder

Pro-Tatch 3 Point Hydraulic Wire Winder with High Tensile Reel

call 1-877-407-8645 with questions

- Designed to be used for barbed or smooth wire. We have had customers that have used this unit to roll cable and hose in their application.
- Category 1 - 2 or 3-narrow, 3-point tractor mounts. Special mount orders available upon request.
- Hand spun all steel cone splitting reel (standard).
- Replaceable moly impregnated polyethylene bushings on the drive shaft prevent wear. This bushing is proven to last for years of performance in the field.



Note: *This winder has the same length shaft as our regular yellow split reel model. By supplying the same shaft on all units, every reel will work on this unit excluding the magnum reel. A magnum reel will work on this unit if the magnum shaft or whole magnum kit is ordered as the shaft on the magnum reel is longer than the standard shaft that does accept all of our manufactured reels.*

Questions on what category you might need?

1. Category 1: Up to 65 HP tractors. Pin size 7/8".
2. Category 2: 65 HP tractors to 125 HP tractors. Pin size 1-1/8".
3. Category 3: 125 HP tractors to 200 HP tractors. Pin size 1-1/8".

This can vary a little by manufacturer, but in most cases will be accurate for what you need. This reel is designed to work with new rolls of high tensile wire. Those reels have a 20" center dimension that will slide on the cone of this reel.

- Standard reel is designed with four tie wires in four different positions as shown in our photos. These tie wires need to be in place before you start rolling wire. When the roll is full or you are done simply tie the wires before you remove the end part of the reel, this will keep your roll of wire tight and prevent spreading. This is also important as you need that roll to go back on that cone when you go to lay it back out.
- The guide arm allows the operator to stand to the side of the unit and safely guide the wire onto the reel.
- The Pro-Tatch Winder is simple to use. Just park your tractor in one spot, tie a weight on the end of the wire and begin pulling toward you. When unrolling, tie off to the corner post and drive slowly or pull wire away from rear of tractor with another power source.
- **ALWAYS have a weight** on the end of the wire before you start rolling. This will keep the wire from whipping around loosely as it comes to the end, near the winder. A short piece of chain or any small item that can drag without catching will work fine. We used old window weights out of old houses for many years as they work great if you can find them.
- Always start slow and stop slow when rolling wire. The hydraulic design is a great help in allowing you to do that. Unit comes complete with a ball valve that is mounted next to hydraulic motor to be used to regulate speed or as a safety shut off.
- **Always plug valve hose into power side of hydraulics.**
- **You should always have an operator on the seat of the tractor while in operation.**
- Always use great caution when operating any type of wire winder as accidents can happen in a split second when not staying alert. Keep children away from unit at all times.
- **Pro-Tatch/Hotwoods recommends all operators be 18 years of age or older.**
- As with any Pro-Tatch product, replacement parts are available at Pro-Tatch Inc.
- See product video and get more information at <http://www.hotwoods.com> or call: 877-407-8645.

This reel has been added to the long line of winders that we have been manufacturing for over 28 years right here in Grand Island, Nebraska.

1104 Claude Road, Grand Island, NE 68803 • 308-381-6275 • 877-407-8645 • [hotwoods.com](http://www.hotwoods.com)